

# IMMUNE CELLS COUNT



## Contents

The kits contain sufficient reagents to perform:

- 8 runs, each with 4 samples (32 samples total) (i.Mune NEO) - or -
- 5 runs, each with 8 samples (40 samples total) (i.Mune NEO Lite) - or -
- 6 runs, each with 16 samples (96 samples total) (i.Mune NEO CD3)

Kit	Order-No.	Kit Size	Storage
i.Mune Prep	IM-PREP-01	40 samples	Room Temperature
i.Mune NEO Amp	IM-AMP-03-1	32 samples	-30°C to -15°C
i.Mune NEO Amp LITE	IM-AMP-03-2	40 samples	-30°C to -15°C
i.Mune NEO Amp CD3	IM-AMP-03-3	96 samples	-30°C to -15°C
i.Mune NEO Check	IM-CHECK-03	12 runs	-30°C to -15°C
i.Mune NEO Analysis Tool	IM-AMP-03	-	-

## Sample Requirements

- Capillary whole blood dried on filter paper (stored for up to 12 weeks)

### References:

- Blom, M., et al., J Clin Immunol (2021). <https://doi.org/10.1007/s10875-021-01107-2>
- Baron U. et al: Sci Transl Med. 2018 Aug 1;10 (452)

For ordering please contact:

Epimune GmbH T +49 30 6392 3499  
 Rudower Chaussee 29 sales@epimune-dx.com  
 12489 Berlin | Germany www.epimune-dx.com/english/contact

[www.epimune-dx.com](http://www.epimune-dx.com)



i.Mune® is a registered trademark of Epimune GmbH, in Europe, USA and/or other selected countries. All other trademarks, brands, names contained herein are the property of their respective owners.

MKT 016 v00; 03.06.2022

## i.Mune® NEO [CE]



### Quantification of:

- T lymphocytes (CD3+)
- Helper T lymphocytes (CD3+CD4+)<sup>1),2)</sup>
- Cytotoxic T lymphocytes (CD3+CD8+)<sup>1),2)</sup>
- Memory helper T lymphocytes (CD3+CD4+CD45RO+)
- B lymphocytes (CD19+)<sup>2)</sup>
- Natural killer lymphocytes (CD16+CD56dim)<sup>2)</sup>

### from Newborn Dried Blood Samples.

1) Not included in i.Mune NEO LITE configuration

2) Not included in i.Mune NEO CD3 configuration



# IMMUNE CELLS COUNT

[epimune-dx.com](http://epimune-dx.com)

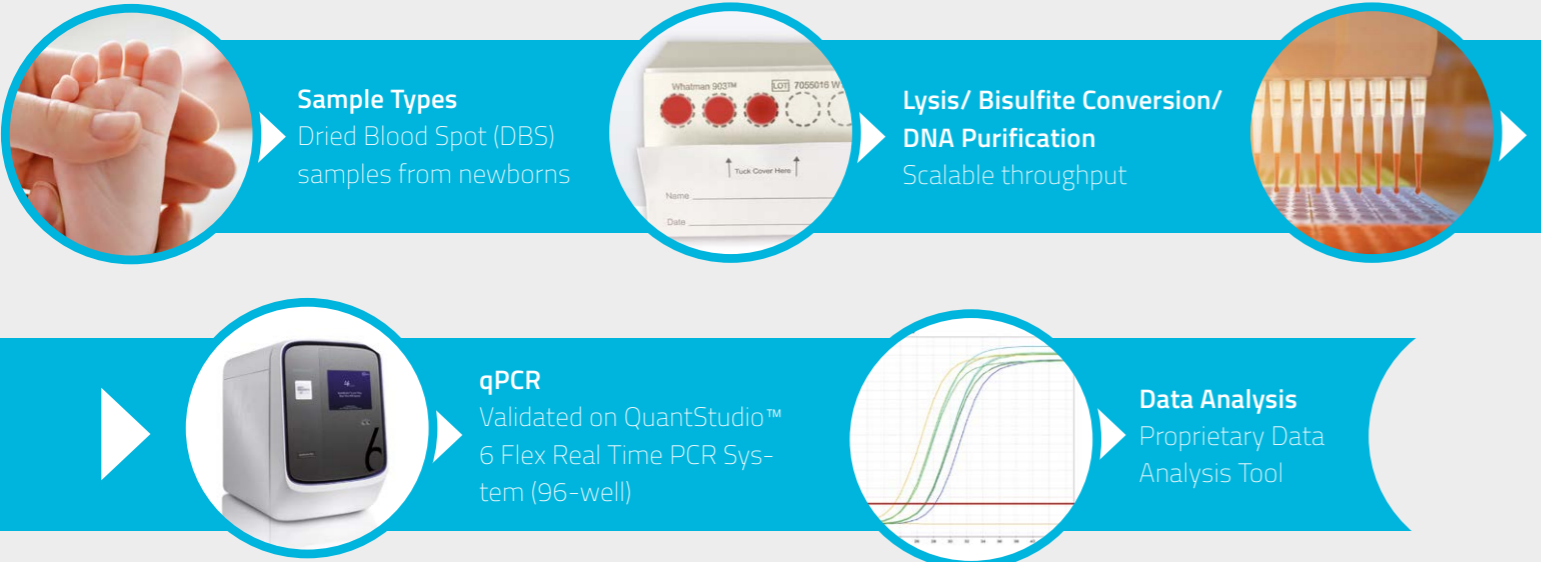
© Epimune GmbH, 2022

## i.Mune® NEO [CE]

i.Mune NEO is a quantitative test to determine the percentages of lymphocyte subsets in newborn capillary whole blood specimens dried on filter paper.

The test uses **real-time polymerase chain reaction (PCR)** for the amplification of immune cell type specific demethylated genomic target regions.

### Workflow Overview

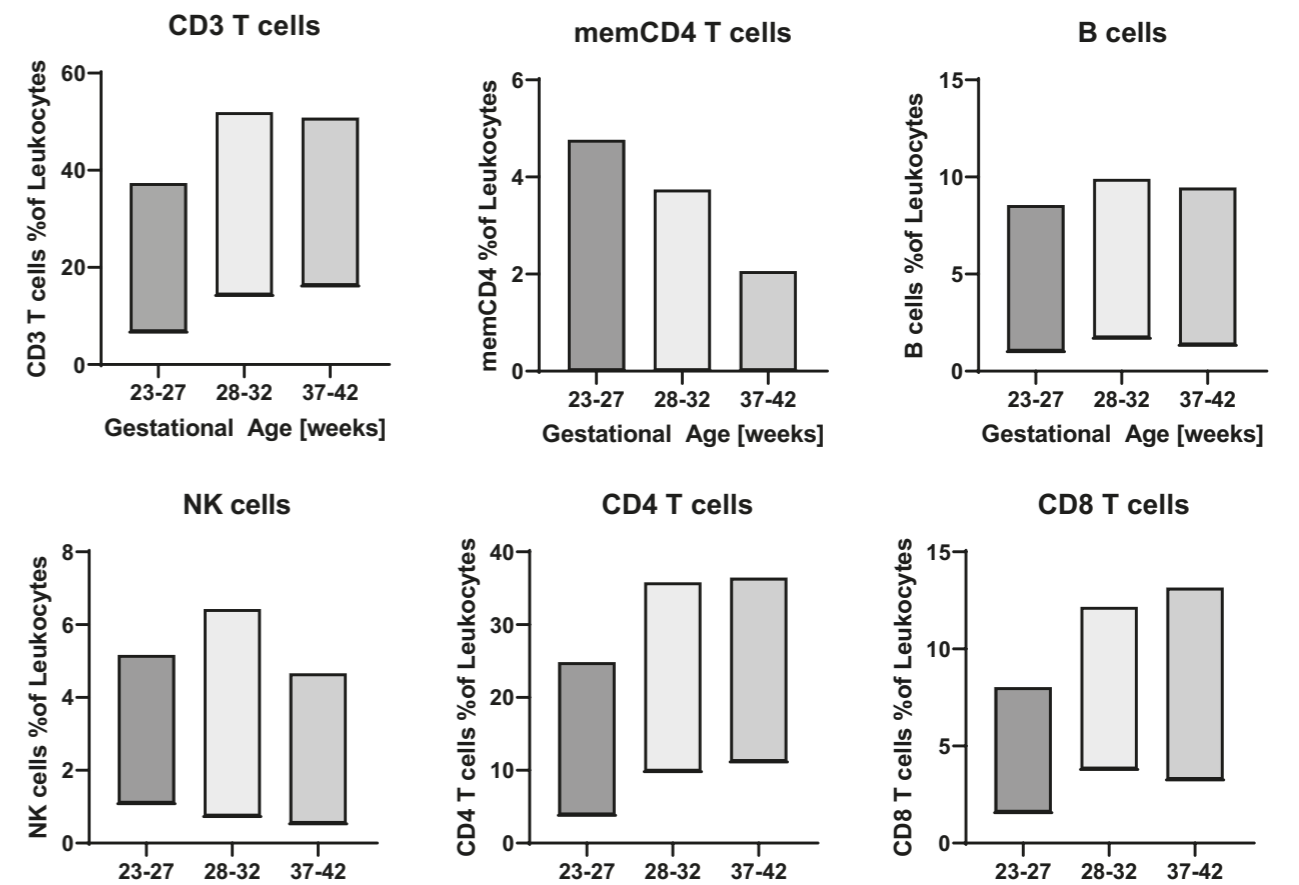


**Total Time:** ~ 5 h 45 min per run  
**Hands-on Time:** ~ 2 h 15 min per run  
**Max. Throughput (per run):** 8 samples (i.Mune NEO), 20 samples (i.Mune NEO Lite), 32 samples (i.Mune NEO CD3)

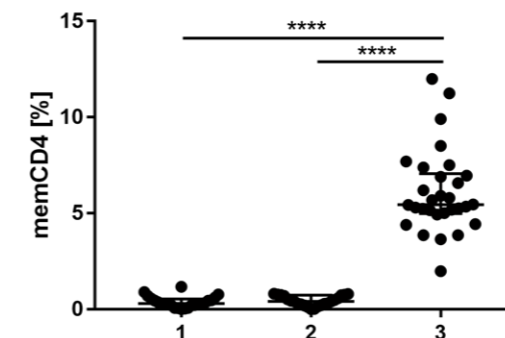
### Test Configurations

	i.Mune NEO	i.Mune NEO Lite	i.Mune NEO CD3
T lymphocytes (CD3+)	✓	✓	✓
Memory Helper T lymphocytes (CD3+CD4+CD45RO+)	✓	✓	✓
B lymphocytes (CD19+)	✓	✓	
Natural Killer lymphocytes (CD16+CD56dim)	✓	✓	
Helper T lymphocytes (CD3+CD4+)	✓		
Cytotoxic T lymphocytes (CD3+CD8+)	✓		

### Reference Ranges



### Quantification of memory T-helper cells



#### Memory CD4+ T Lymphocytes

- 1 Newborn Cohort 1 (n=25)
- 2 Newborn Cohort 2 (n=25)
- 3 Adult Cohort (n=30)